

Use of force last 12 months to: May 26

20,177

UoF Events

14 %

% BAME

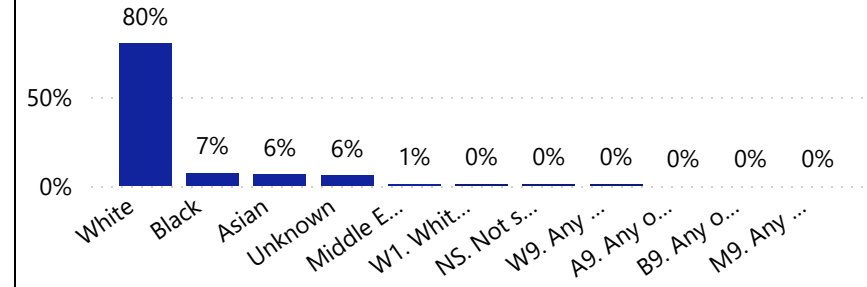
Type of Force Used

7,149 Unarmed skills	14,463 Handcuffs
1143 Ground restraint used	18 Baton Usage
154 CS spray used	373 Incapacitant Spray
137 Police Dog	147 Spit guard used
1 AEP use	131 Firearm Aimed
727 Taser deployed	

Impact factors (officer assessed. Can be more than 1 per person)

31 % Drugs	34 % Alcohol	24 % Mental ill health	24 % SizeGenderBuild
29 % Prior knowledge	1 % Acute behaviou...	5 % Crowd	15 % Other factor
13 % Possession of a We...			

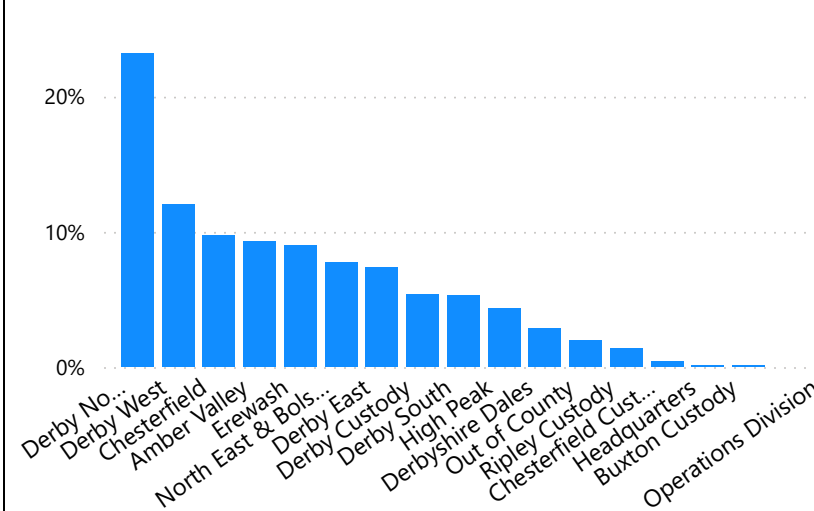
Subject Ethnicity



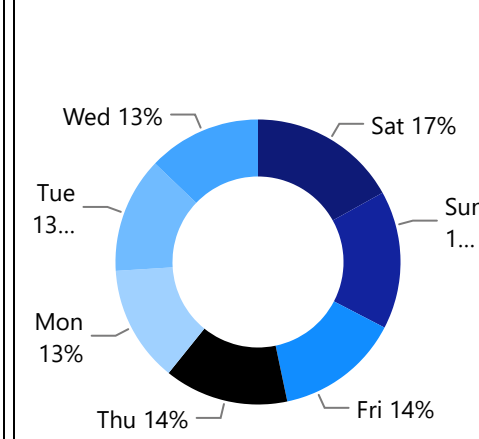
Type of Force Used

7,149 Unarmed skills	14,463 Handcuffs
1143 Ground restraint used	18 Baton Usage
154 CS spray used	373 Incapacitant Spray
137 Police Dog	147 Spit guard used
1 AEP use	131 Firearm Aimed
727 Taser deployed	

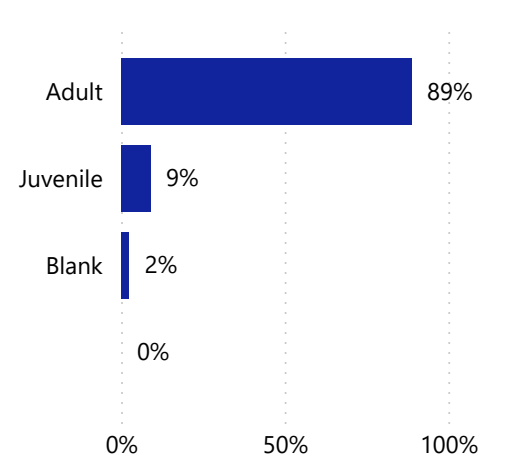
Where was the force used?



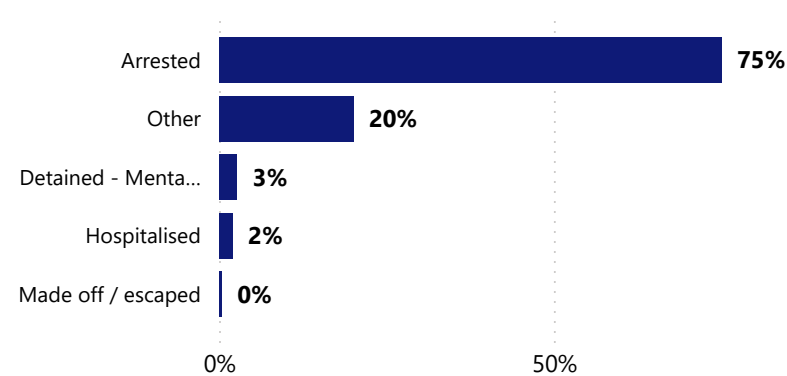
UoF by Day of the Week



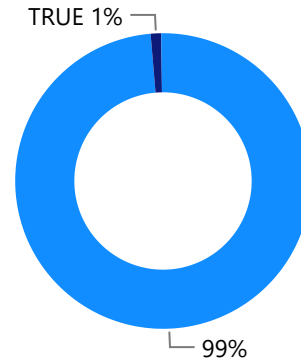
Subject Juvenile or Adult



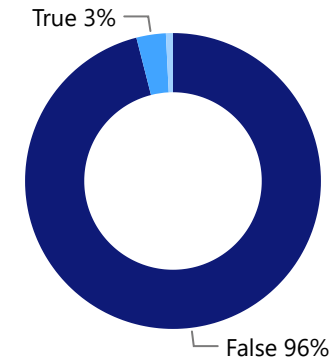
Outcome



Officer Injury Sustained



Subject Injury Sustained



Subject Gender

