

Use of Force with No arrest. Last 12 months to: May 22

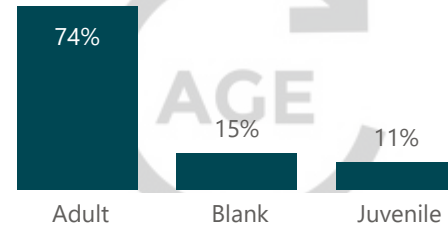
Count of Events

2,270

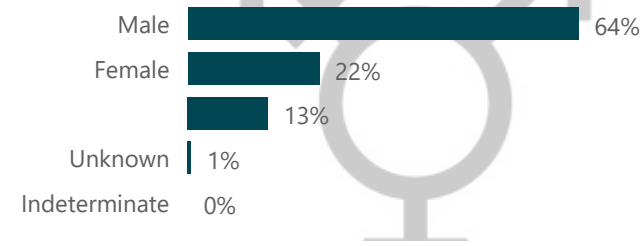
% BAME

11 %

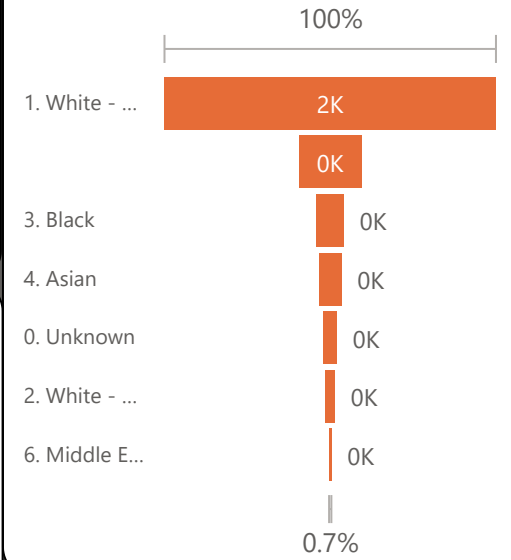
Subject Juvenile or Adult



Proportion by Subject Gender



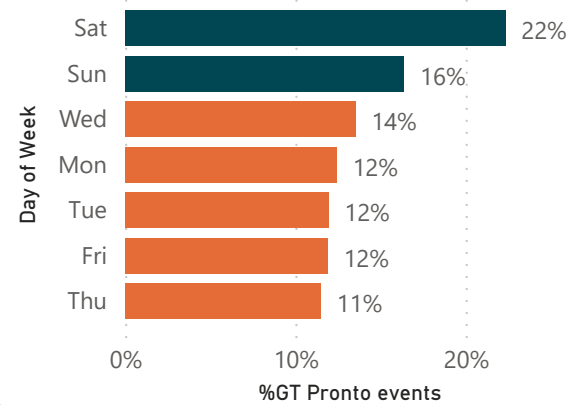
Proportion by Ethnicity



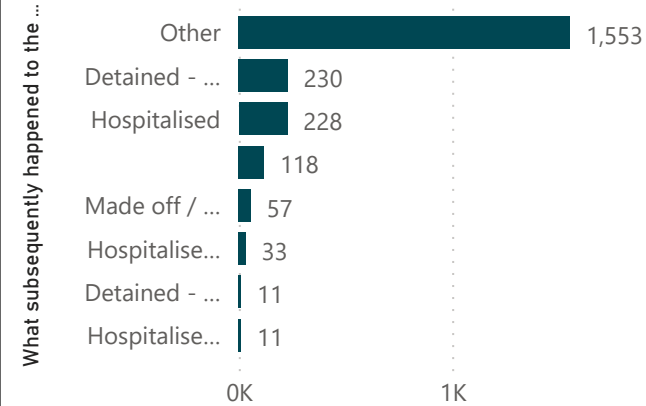
Type of Force Used

0	1,125
Tactical comms	Unarmed skills
1,057	111
Handcuffs	Ground restraint used
12	26
Baton	CS spray used
33	37
Incapacitant Spray	Police Dog
0	11
Taser deployed	Spit guard used
0	0
AEP use	Firearm

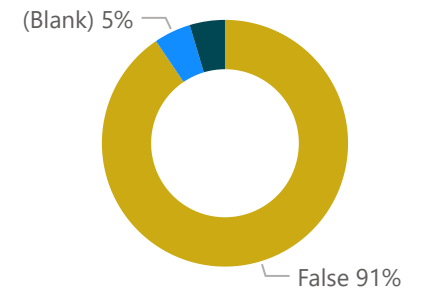
Proportion by day of week



Outcome



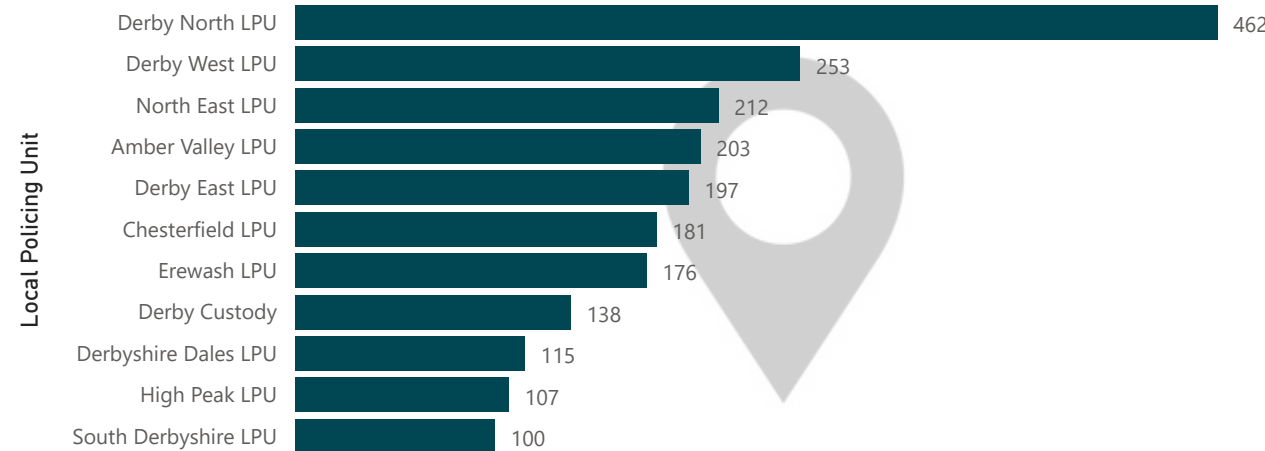
Subject Injury sustained



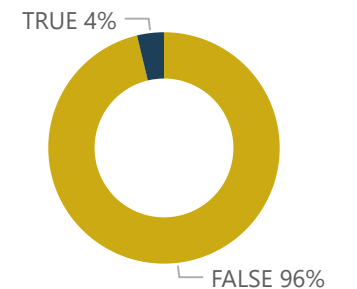
Impact factors (officer assessed. Can be more than 1 per person)

13 %	40 %
Crowd	Alcohol
2 %	23 %
Acute behaviour disor...	SizeGenderBuild
16 %	39 %
Prior knowledge	Mental ill health
27 %	
Druqs	

Where was the force used?



Officer assaulted by subject?





Use of Force Before and After Arrest. Year to Date to: May 2022

Force used as a % of all arrivals in custody

59 %

Use of Force on BAME persons as a % of All Arrivals

9 %

Count of Custody Records

8182

Count of All Tactics (Before Custody)

8,718

Count of All Tactics (In Custody)

672

Records where Force Used

- 91 % ADULT
- 87 % MALE
- 46 % ALCOHOL/DRUGS
- 48 % MENTAL HEALTH ISSUES

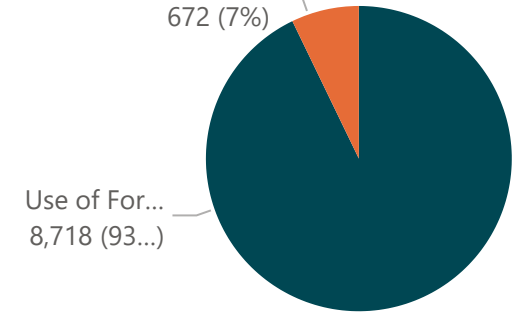
Use of Force Before Custody (BC)

5,373 (BC) Handcuff to front	3,116 (BC) Handcuff to rear
4 (BC) Baton	186 (BC) Incapacitant used
74 (BC) Restraint strap	0 (BC) Police dog
3 (BC) Firearm	33 (BC) Taser

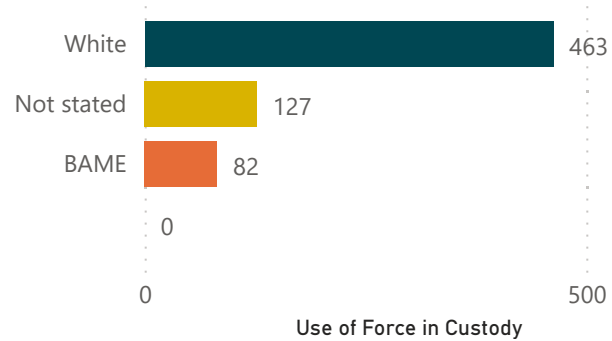
Use of Force In Custody (C)

287 (C) Handcuff to front	369 (C) Handcuff to rear
16 (C) Incapacitant used	54 (C) Restraint strap
0 (C) Police dog	0 (C) Firearm
0 (C) Taser	0 (C) Baton

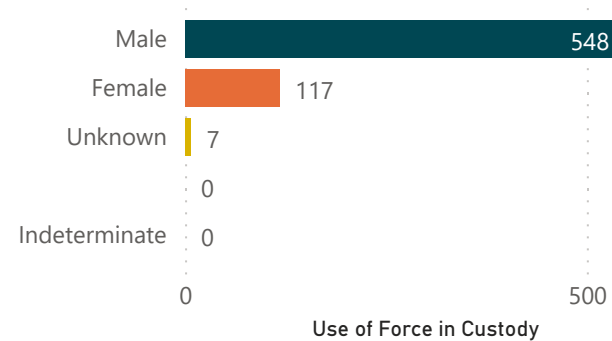
Use of Force in Custody



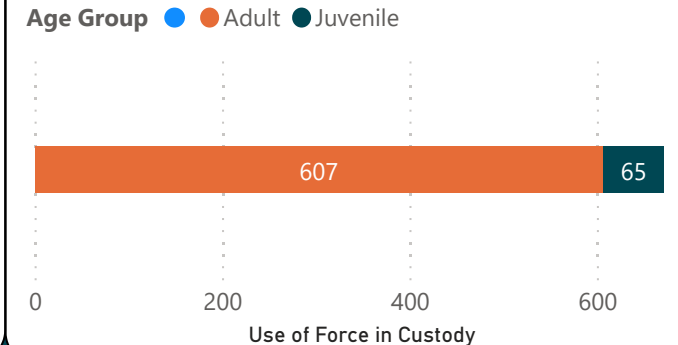
Ethnicity



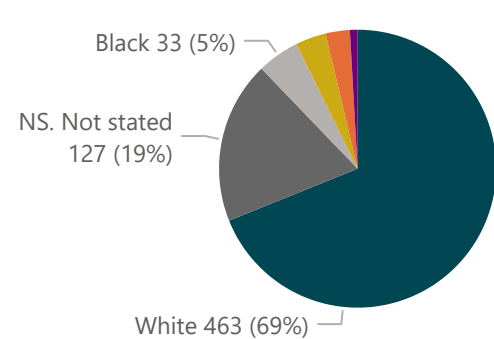
Gender



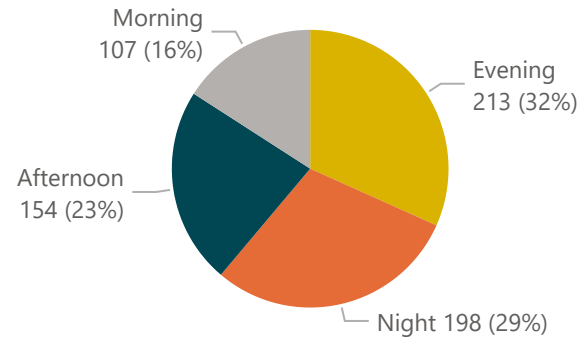
Age Group



Ethnic Groups



Time Grouping



Detention Unit

